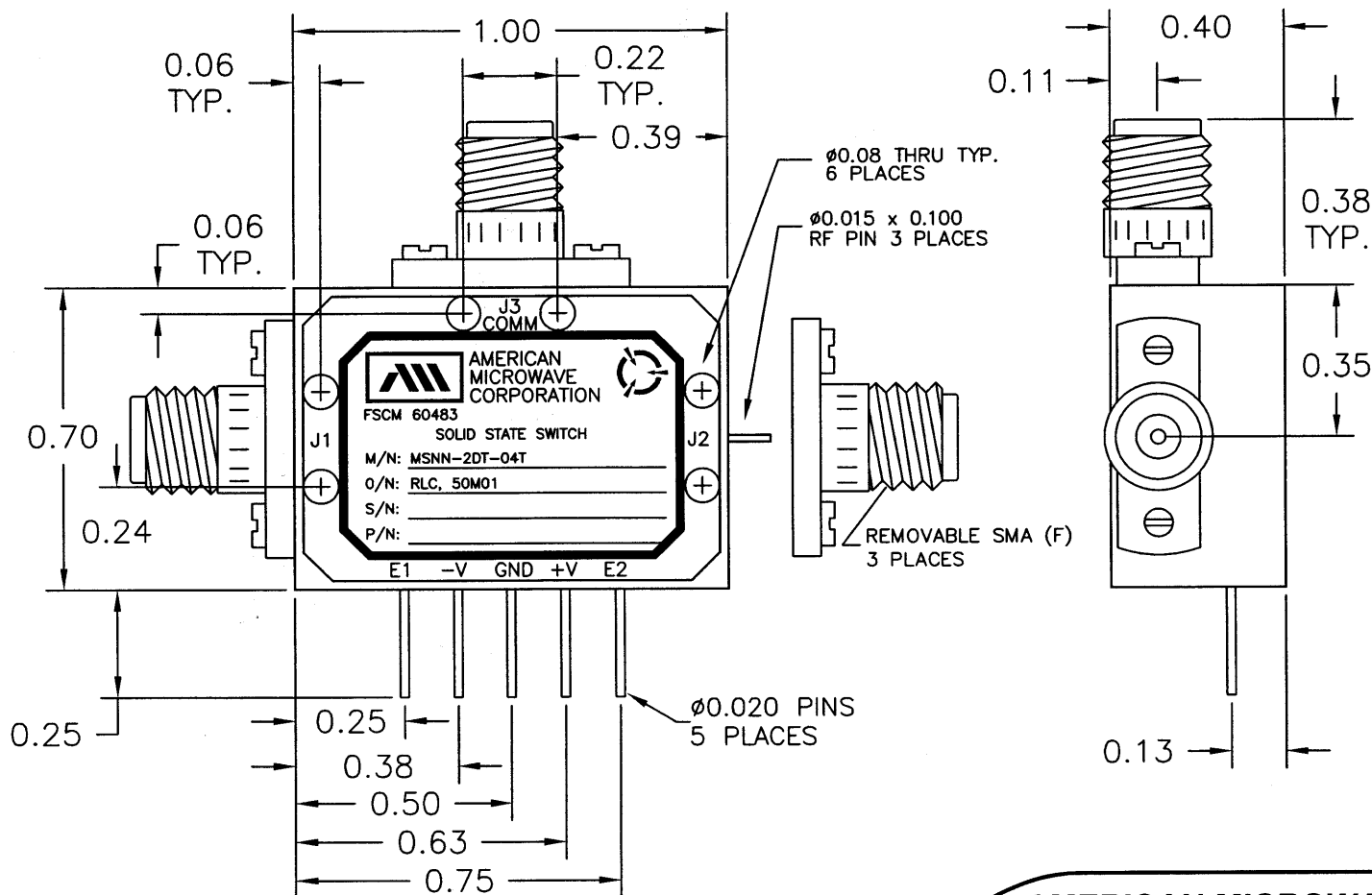


DESCRIPTION

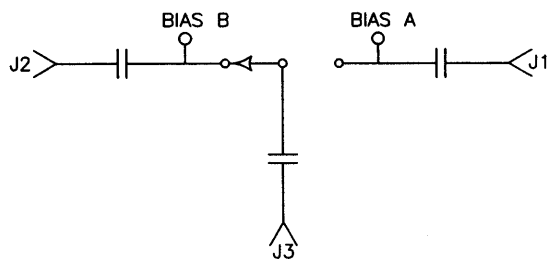
AMC MODEL MSNN-2DT-04T OPTION: RLC, 50M01 IS AN ABSORPTIVE/NON-REFLECTIVE SINGLE POLE TWO THROW SWITCH DESIGNED TO OPERATE BETWEEN THE 50 MHz TO 100 MHz FREQUENCY RANGE.

MECHANICAL OUTLINE

REVISIONS				
ZONE	REV.	DESCRIPTION	DATE	APPROVED
	-	ORIGINAL RELEASE JOB# 80470	5/1/98	



BLOCK DIAGRAM



ALL DIMENSIONS ARE IN INCHES
TOLERANCES:
X.XX ±0.020
X.XXX ±0.010

AMERICAN MICROWAVE CORPORATION

7311-G GROVE ROAD
FREDERICK, MARYLAND 21704 USA
TEL: 301-662-4700 FAX: 301-662-4938
WEBSITE: www.americanmicrowavecorp.com
E-MAIL: sales@americanmicrowavecorp.com
ISO 9001:2000 CERTIFIED



APPROVALS		DATE	TITLE			
DRAWN	WSP	5/1/98	MECHANICAL OUTLINE MSNN-2DT-04T OPTION: RLC, 50M01			
REDRAWN	FDJ	1/4/05	SIZE	FSCM NO.	DWG NO.	REV.
ISSUED	MA	1/19/05	A	60483	100-4394-3	-
			SCALE	N:S	SHEET	2 OF 3

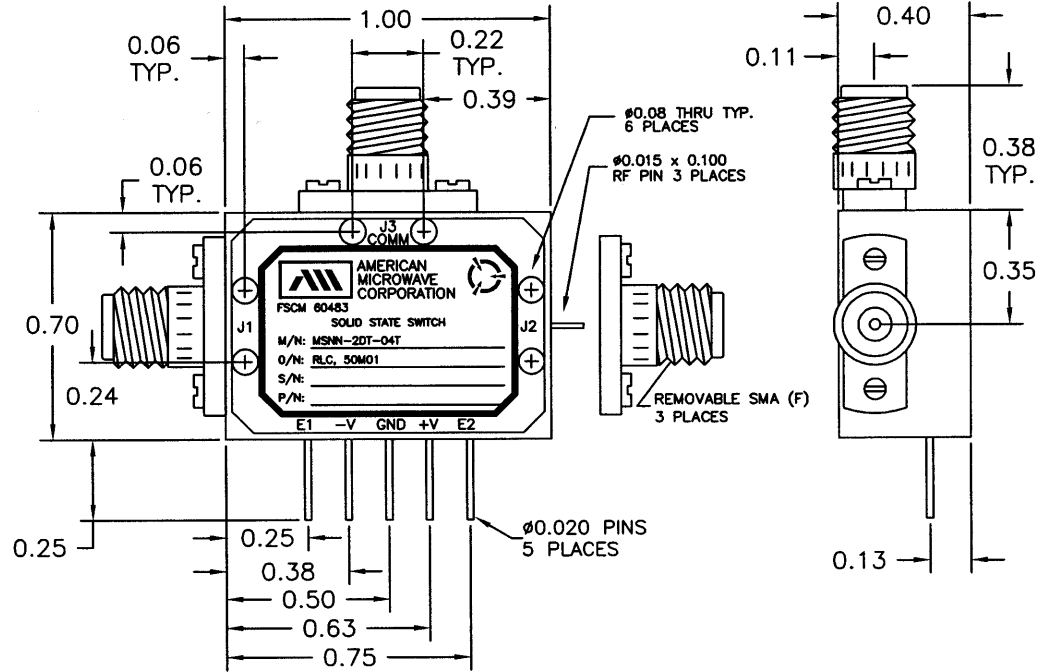
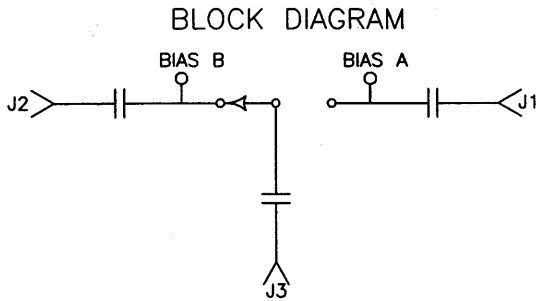
DESCRIPTION

AMC MODEL MSNN-2DT-04T OPTION: RLC, 50M01 IS AN ABSORPTIVE/NON-REFLECTIVE SINGLE POLE TWO THROW SWITCH DESIGNED TO OPERATE BETWEEN THE 50 MHz TO 100 MHz FREQUENCY RANGE.

SPECIFICATIONS

- FREQUENCY RANGE: 50 MHz TO 100 MHz
- INSERTION LOSS: 1.5 dB MAXIMUM
- ISOLATION: 60 dB MINIMUM
- VSWR: 1.5:1 MAXIMUM
- SWITCHING SPEED: 150 nSec MAXIMUM
- POWER HANDLING: +20 dBm MAXIMUM
- CONTROL: 2 LINE TTL
- POWER SUPPLY: +5V @ 150 mA MAXIMUM
..... -15V @ 100 mA MAXIMUM
- CONNECTORS:
RF: SMA FEMALE
CONTROL: SOLDER PIN
- OPERATING TEMPERATURE: -20°C TO +70°C
- IMPEDANCE: 50 OHMS
- SIZE: 1.00" (L) x 0.70" (W) x 0.40" (H)
- WEIGHT: 1.5 OUNCE TYPICAL

M/N: = MODEL NUMBER
O/N: = OPTION NUMBER
S/N: = SERIAL NUMBER
P/N: = PART NUMBER



ENVIRONMENTAL RATINGS:

- TEMPERATURE: -20°C TO +70°C (OPERATING)
..... -65°C TO +125°C (STORAGE)
- HUMIDITY: MIL-STD-202F, METHOD 103B COND. B
- SHOCK: MIL-STD-202F, METHOD 213B COND. B
- VIBRATION: MIL-STD-202F, METHOD 204D COND. B
- ALTITUDE: MIL-STD-202F, METHOD 105C COND. B
- TEMPERATURE CYCLE: MIL-STD-202F, METHOD 107D COND. A

NOTE: SPECIFICATIONS WILL VARY OVER OPERATING TEMPERATURE
NOTE: THE ABOVE SPECIFICATIONS ARE SUBJECT TO CHANGE OR REVISION

ALL DIMENSIONS ARE IN INCHES
TOLERANCES:
X.XX ±0.020
X.XXX ±0.010

REVISIONS				
ZONE	REV.	DESCRIPTION	DATE	APPROVED
-	-	ORIGINAL RELEASE JOB# 80470	5/1/98	

AMERICAN MICROWAVE CORPORATION

7311-G GROVE ROAD
FREDERICK, MARYLAND 21704 USA
TEL: 301-662-4700 FAX: 301-662-4938
WEBSITE: www.americamicrowavecorp.com
E-MAIL: sales@americamicrowavecorp.com
ISO 9001:2000 CERTIFIED



APPROVALS		DATE	TITLE		
DRAWN WSP		5/1/98	PRODUCT FEATURE MSNN-2DT-04T OPTION: RLC, 50M01 50 - 100 MHz, SINGLE POLE TWO THROW SWITCH		
REDRAWN JJJ		1/4/05	SIZE A	FSCM NO. 60483	DWG NO. 100-4394-3
ISSUED MA		1/19/05	SCALE N:S	SHEET 1 OF 3	